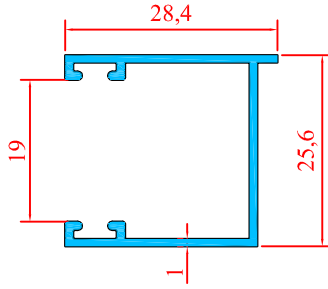


437

0.251 Kg/m

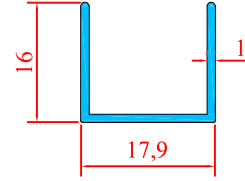
FİTİLLİ U



1133

0.130 Kg/m

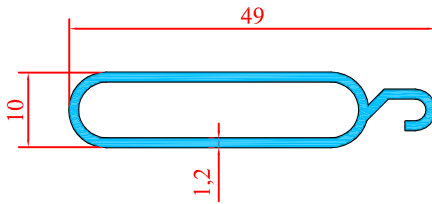
DAR U



512

0.336 Kg/m

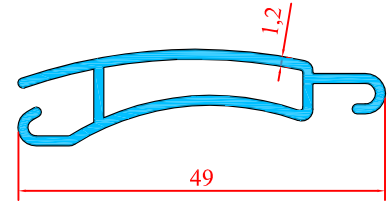
ALT PARÇA



1123

0.363 Kg/m

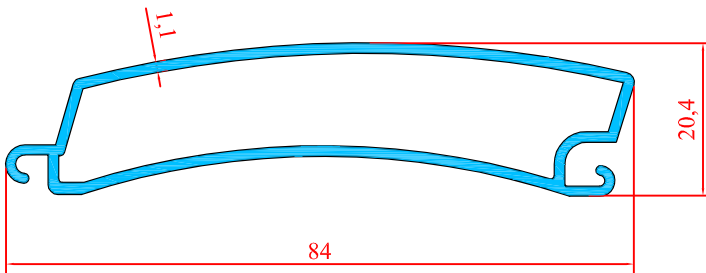
PANJUR



1250

0.597 Kg/m

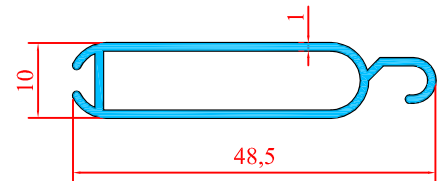
PANJUR

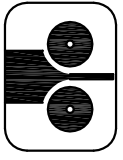


1137

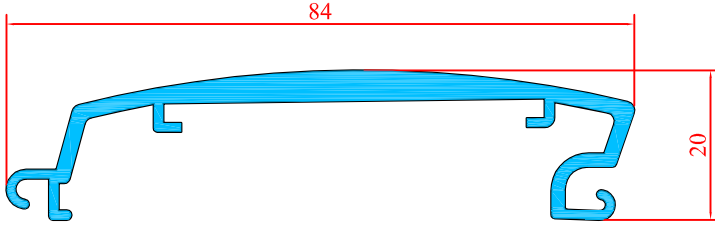
0.294 Kg/m

FİTİLLİ ALT PARÇA

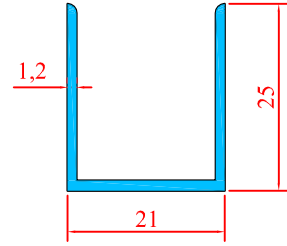




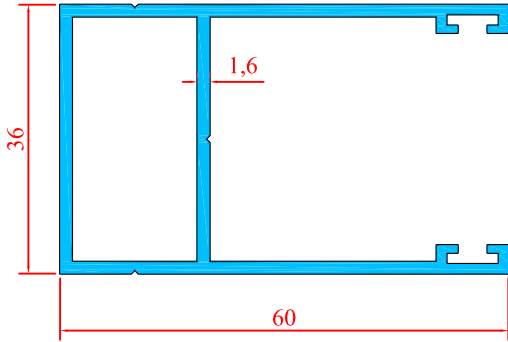
1292
0.880 Kg/m
KEPENK PANJUR



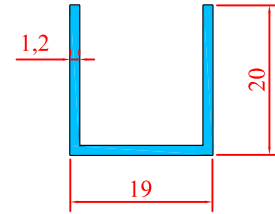
510
0.234 Kg/m



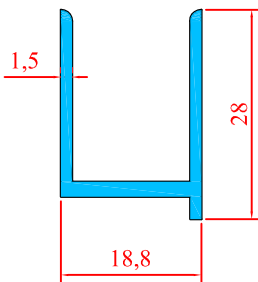
1262
0.787 Kg/m
KEPENK RAY



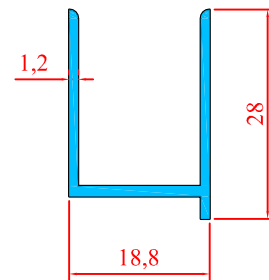
511
0.185 Kg/m

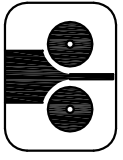


1102
0.300 Kg/m

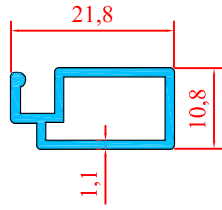


1102 - A
0.234 Kg/m

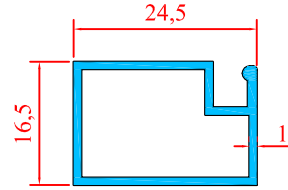




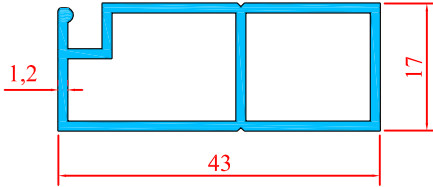
1234
0.192 Kg/m
MİNİ SİNEKLİK



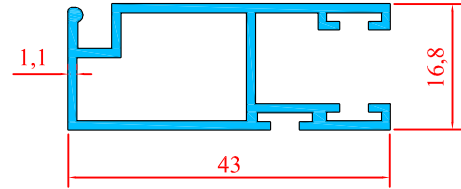
1274
0.233 Kg/m
SİNEKLİK



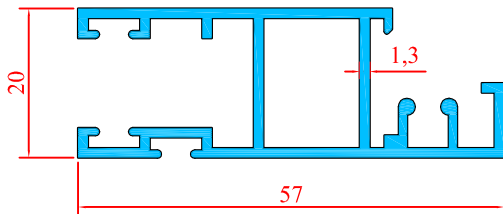
1296
0.443 Kg/m
KAPI SİNEKLİK



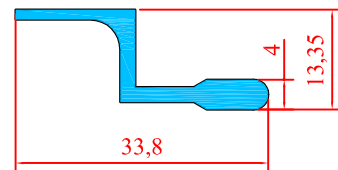
1699
0.425 Kg/m
ÇITASIZ SÜRME SİNEKLİK

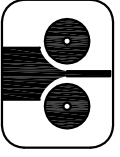


2120
0.652 Kg/m
ÇITALI SİNEKLİK KANAT

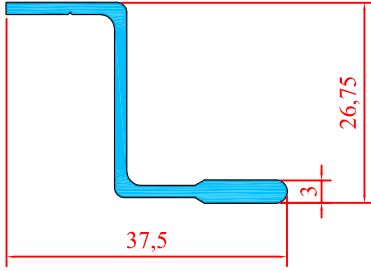


2129
0.268 Kg/m

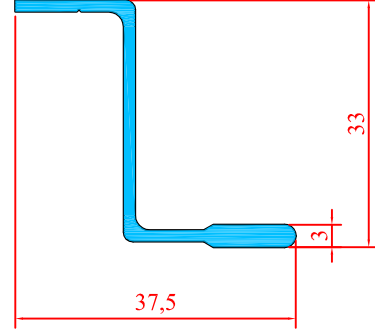




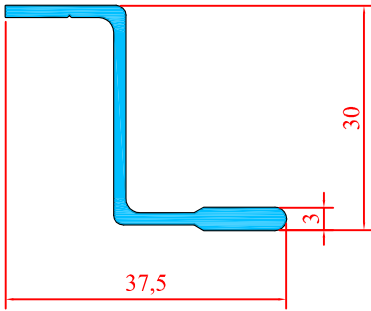
1697
0.300 Kg/m
2,5 LİK RAY



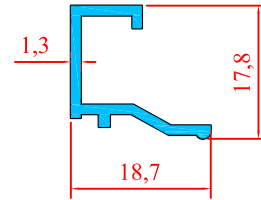
1698
0.326 Kg/m



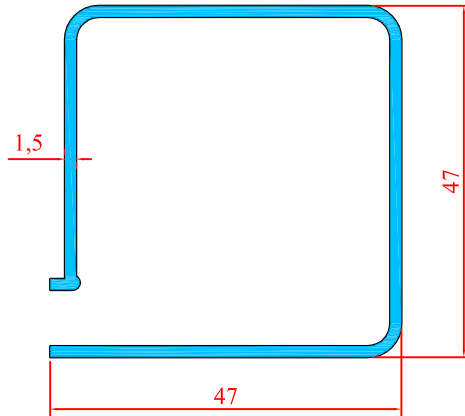
3702
0.313 Kg/m
3 LÜK RAY

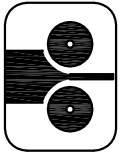


2121
0.161 Kg/m
ÇITA

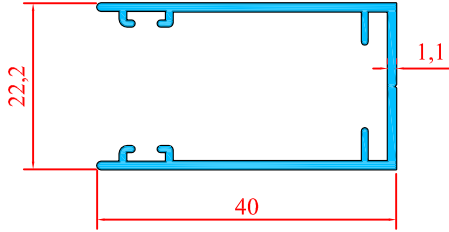


1100
0.692 Kg/m

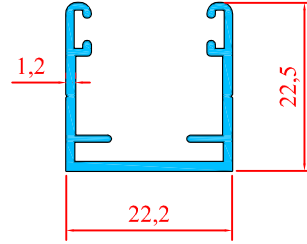




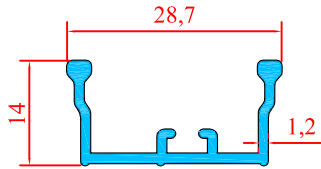
3285
0.340 Kg/m



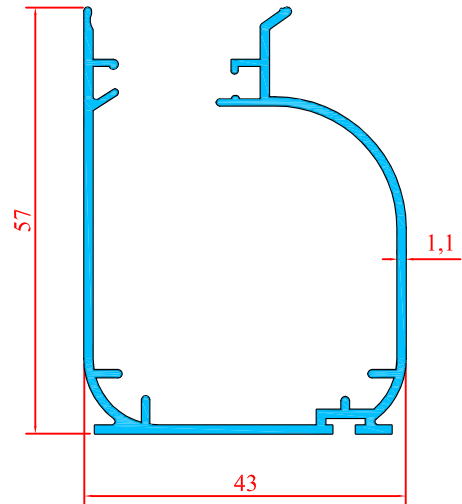
3286
0.250 Kg/m



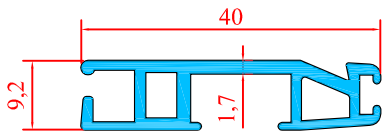
3287
0.223 Kg/m

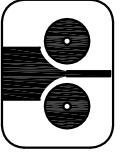


3288
0.592 Kg/m
SİNEKLİK TÜL



3289
0.374 Kg/m

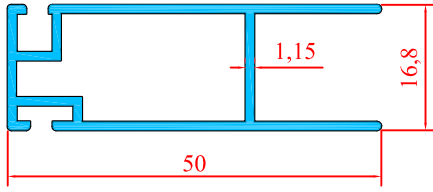




3699

0.454 Kg/m

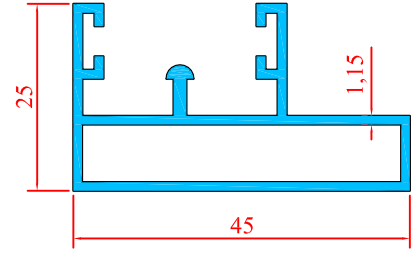
SİNEKLİK KANAT



3700

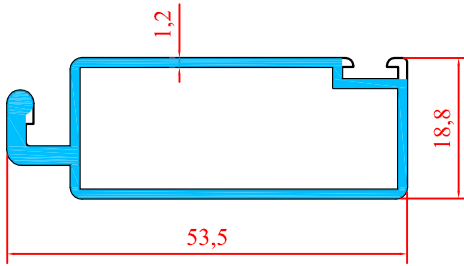
0.525 Kg/m

SİNEKLİK KASA



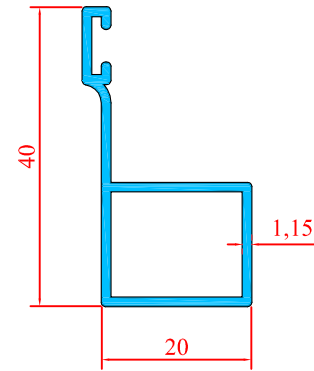
3703

0.530 Kg/m



3704

0.315 Kg/m



3705

0.452 Kg/m

